

Position Manager Career Site: For Mac Users

Machine Specifications

Any Mac running

- OS 10.6.x Snow Leopard
- Safari 4.0.x
- Adobe Reader up to 9.3.x

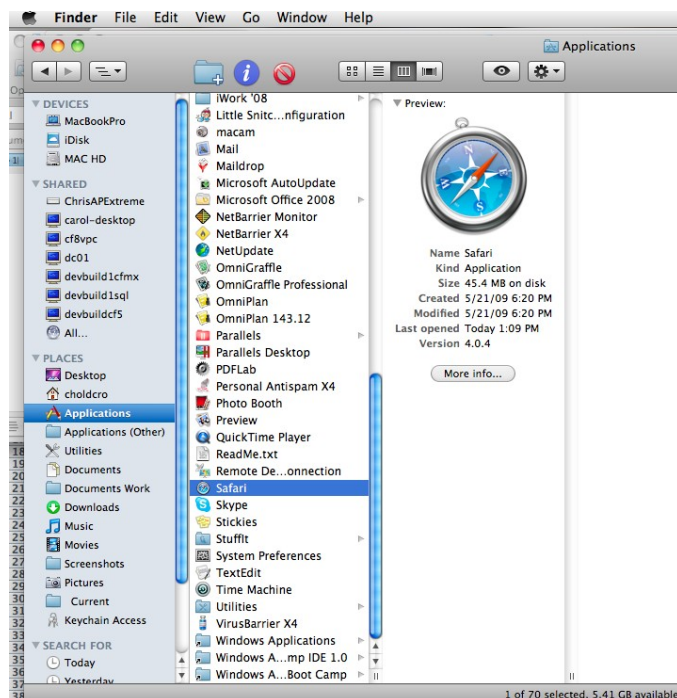
Background

The Position Manager Onboarding Module utilizes PDF workflows proprietary to Adobe Systems and requires the use of the free Adobe Reader product.

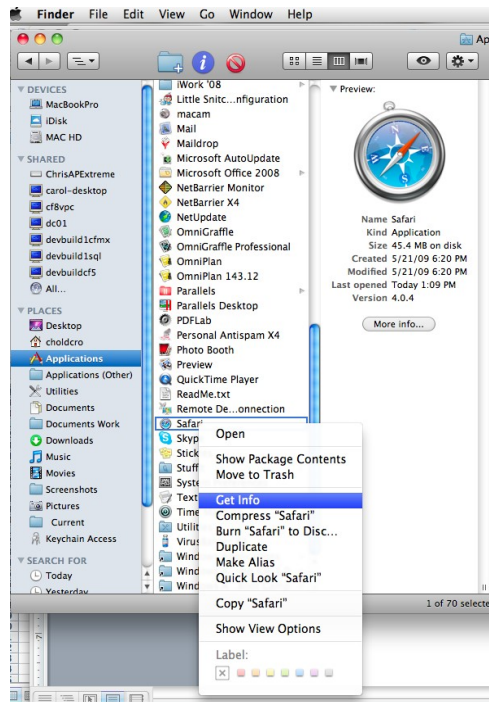
With the release of OS 10.6 Snow Leopard, Apple included a full 64-bit version of their Safari browser. The current Adobe reader browser plug-in is not compatible with the browser and will fail to load PDF pages even when correctly installed.

At this time, there is no release date from Adobe for a 64-bit compatible plug-in. Snow Leopard and Safari users must follow these steps to open PDF documents in a browser.

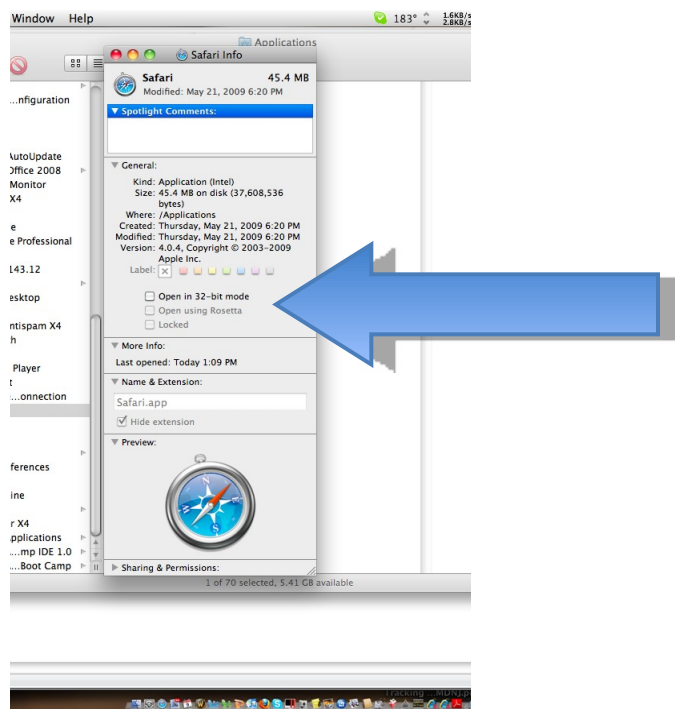
- 1. The user is required to run Safari as a 32-bit program.
To do this first quit Safari.**
- 2. Locate the Safari program.
By default Safari is located in the Applications folder.**



3. Right-click on Safari and select *Get info* from the contextual menu.



4. In the window that opens select *Open in 32-bit mode*.



4. Close the *Get info* window.

5. Start up Safari.

6. User can reset browser to normal 64-bit operation after completing forms.